


PT 4X1-12AC-ST

Order No.: 2838348

The illustration shows version PT 4x1- 5 DC-ST




Protective plug PT with protective circuit for 4 conductors of signal circuits grounded on one side. Nominal voltage: 12 V AC



Commercial data	
EAN	4017918182724
Pack	10 pcs.
Customs tariff	85363010
Weight/Piece	0.02584 KG
Catalog page information	Page 69 (TT-2007)

Product notes

WEEE/RoHS-compliant since:
08/16/2006



Technical data

General	
Housing material	PA 6.6
Inflammability class acc. to UL 94	V0
Color	black
Standards for air and creepage distances	VDE 0110-1 IEC 60664-1: 1992-10

Total surge current (8/20) μ s	20 kA
Ambient temperature (operation)	-40 °C ... 85 °C
Mounting type	On base element
Design	DIN rail module, two-section, divisible
Degree of protection	IP20
Direction of action	Line-Line & Line-Signal Ground/Shield & optional Signal Ground/ Shield-Earth Ground
Arrester can be tested with CHECKMASTER from software version:	From SW rev. 1.00
Width	17.70 mm
Height	52.00 mm
Length	45.00 mm
Pitch unit	1 Div.
Protective circuit	
IEC category	C1
	C2
	C3
	D1
VDE requirement class	C1
	C2
	C3
	D1
Nominal voltage U_N	12 V AC
Arrester rated voltage U_C	18 V DC
	13 V AC
Arrester rated voltage U_C (Core-Earth)	18 V DC
	13 V AC
Nominal current I_N	300 mA (45°C)
Operating effective current I_C at U_C	$\leq 5 \mu$ A
Discharge current to PE at U_C	$\leq 1 \mu$ A (BE: 4x1+F)
	$\leq 20 \mu$ A (Directly grounded)
Nominal discharge surge current I_n (8/20) μ s (Core-Earth)	10 kA
Total surge current (8/20) μ s	20 kA
Max. discharge surge current I_{max} (8/20) μ s maximum (Core-Earth)	10 kA

Nominal pulse current I_{an} (10/1000) μ s (Core-Earth)	49 A
Lightning test current (10/350) μ s, peak value I_{imp}	2.5 kA (per path)
Output voltage limitation at 1 kV/ μ s (Core-Earth) spike	≤ 30 V
Output voltage limitation at 1 kV/ μ s (Core-Earth) static	≤ 25 V
Residual voltage at I_n , (conductor-ground)	≤ 31 V
Protection level U_p (Core-Earth)	≤ 70 V (C2 (10 kV/5 kA))
Response time t_A (Core-Earth)	≤ 1 ns
Input attenuation a_E , asym.	0.5 dB (≤ 700 kHz)
Cut-off frequency f_g (3 dB), asym. (PE) in 50 Ohm system	Typ. 4 MHz
Capacity (Core-Earth)	2.5 nF
Resistance in series	4.7 Ω (Path 1-2/5-6)
	4.7 Ω (Path 7-8, 11-12)
Surge carrying capacity in acc. with IEC 61643-21 (Core-Earth)	C2 (10 kV/5 kA)
	D1 (2.5 kA)

Connection data

Type of connection	Screw connection (in connection with the base element)
Connection type IN	PLUGTRAB plug-in system
Connection type OUT	PLUGTRAB plug-in system

Connection, protective circuit

Standards/regulations	IEC 61643-21
	DIN EN 61643-21
	UL 497B

Certificates / Approvals

Certification

GOST, UL Listed

Certification Ex:

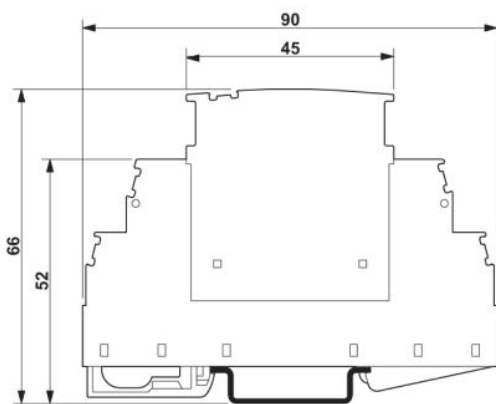
CUL-EX LIS, UL-EX LIS

General

2839376	PT 4X1+F-BE	Base element for protective plug PT with protective circuit for 4 signal wires, with gas-filled surge arrester between the connections 3-4 (GND) and 9-10, for mounting on NS 35/7.5 and NS 35/15, housing width: 17.5 mm
2839363	PT 4X1-BE	Base element for protective plug PT with protective circuit for 4 conductors of signal circuits grounded on one side, with bridge between the connections 3-4 (GND) and 9-10, for mounting on NS 35/7.5 and NS 35/15, housing width: 17.5 mm

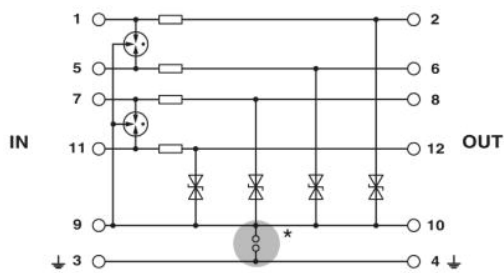
Drawings

Dimensioned drawing



The figure shows the complete module consisting of a base element and connector

Circuit diagram



Approval logo (Ex area)

